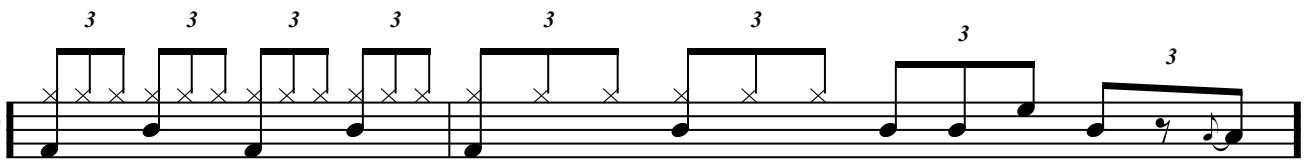



226)




Musical notation for exercise 226, featuring a sequence of eighth-note triplets on a single staff. The first four triplets are on the first string (F4), the next two on the second string (G4), and the last two on the third string (A4). Each triplet is marked with a '3' above it. The exercise concludes with a quarter rest followed by a quarter note on the third string (A4).

227)




Musical notation for exercise 227, featuring a sequence of eighth-note triplets on a single staff. The first four triplets are on the first string (F4), the next two on the second string (G4), and the last two on the third string (A4). Each triplet is marked with a '3' above it. The exercise concludes with a quarter rest followed by a quarter note on the third string (A4).

228)




Musical notation for exercise 228, featuring a sequence of eighth-note triplets on a single staff. The first four triplets are on the first string (F4), the next two on the second string (G4), and the last two on the third string (A4). Each triplet is marked with a '3' above it. The exercise concludes with a quarter rest followed by a quarter note on the third string (A4).

229)



Musical notation for exercise 229, featuring a sequence of eighth-note triplets on a single staff. The first four triplets are on the first string (F4), the next two on the second string (G4), and the last two on the third string (A4). Each triplet is marked with a '3' above it. The exercise concludes with a quarter rest followed by a quarter note on the third string (A4).

230)



Musical notation for exercise 230, featuring a sequence of eighth-note triplets on a single staff. The first four triplets are on the first string (F4), the next two on the second string (G4), and the last two on the third string (A4). Each triplet is marked with a '3' above it. The exercise concludes with a quarter rest followed by a quarter note on the third string (A4).