

Bluegrass Medley No. 3

♩ = 200

Zoe-Anne Wadey

5

Staff 1: Measures 5-7. Treble clef, 4/4 time. Fingering: 7-8, 10-7-8, 10, 7, 8, 10, 0-1, 3, 0, 1, 2, 0, 0, 2, 7-8.

10

Staff 2: Measures 8-10. Treble clef, 4/4 time. Fingering: 10-7-8, 10, 7, 8, 10, 0-1, 3, 0, 1, 2, 0, 0, 2, 7, 8, 8, 10, 7.

15

Staff 3: Measures 11-13. Treble clef, 4/4 time. Fingering: 8, 7, 10, 0, 0, 2, 0, 0, 2, 7, 8, 8, 10, 7, 8, 7, 10, 0.

20

Staff 4: Measures 14-16. Treble clef, 4/4 time. Fingering: 0, 0, 2, 0, 0, 2, 7-8, 10-7-8, 10, 7, 8, 10, 0-1, 3, 0, 1, 2.

25

Staff 5: Measures 17-19. Treble clef, 4/4 time. Fingering: 0, 0, 2, 7-8, 10-7-8, 5, 7, 3, 5, 0-1, 3, 0, 1, 2, 0, 0, 2, 8, 8.

30

Staff 6: Measures 20-22. Treble clef, 4/4 time. Fingering: 8, 10, 7, 8, 10, 8, 7, 0-0, 0, 2, 0, 1, 3, 1, 0, 13-13, 13, 15, 12, 13.

35

Staff 7: Measures 23-25. Treble clef, 4/4 time. Fingering: 15-13-12, 1-1, 1-3, 0, 1, 3, 1, 0, 8, 8, 8, 10, 7, 8, 10, 8, 7, 0, 0.

40

Staff 8: Measures 26-28. Treble clef, 4/4 time. Fingering: 0, 2, 0, 1, 3, 1, 0, 15-15, 15, 17, 14, 15, 17, 15, 14, 3, 3, 3, 0, 2, 3.

40

Chords: C, F C, F C, F C, F C

45

Chords: C, C, Dm

49

Chords: G, G(sus4), G, G/B, G, C

53

Chords: C, C, C7, F

57

Chords: D7, G, G, G, CII

61


Chords: C, C, C, C

65

Chords: F, C, C, G, C, C

69

F C C G C C




T 3 1 0 3 3 0 3 3 0 3 3 3 3 0 3 3 3

A 3 1 0 3 3 0 2=3 3 0 0 3 3 3 3 0 3 3 3

B 3 1 0 3 3 0 2=3 3 0 0 3 3 3 3 0 3 3 3

73

C C G C C




T 3 3 3 3 3 3 3 3 3 3 3 3 3 3 3 3 3

A 2=3 0 3 3 2=3 0 3 0 0 3 3 3 3 0 3 3 3

B 2=3 0 3 3 2=3 0 3 0 0 3 3 3 3 0 3 3 3

77

C C G C C




T 3 3 3 3 3 3 3 3 3 3 3 3 3 3 3 3 3

A 2=3 0 3 3 2=3 0 3 0 0 3 3 3 3 0 3 3 3

B 2=3 0 3 3 2=3 0 3 0 0 3 3 3 3 0 3 3 3

81

C C C Am




T 3 3 3 3 3 3 3 3 3 3 3 3 3 3 3 3 3

A 2=3 2=3 0=3 3 2=3 2=3 3 3=2 0 3 0 0 1 2 0 0

B 2=3 2=3 0=3 3 2=3 2=3 3 3=2 0 3 0 0 1 2 0 0

85

Am C C Am




T 0 0 0 3 3 3 3 3 3 3 3 3 3 3 3 3 3

A 0=2 0 2 0 3 2=3=2 0 2 3 0 3 0 0 1 2 0 0

B 0=2 0 2 0 3 2=3=2 0 2 3 0 3 0 0 1 2 0 0

89

Am C C G




T 0 0 0 3 3 3 3 3 3 3 3 3 3 3 3 3 3

A 0=2 0 2 0 3 2=3=2 0 2 3 0 3 0 0 2=3 3 0=3 3

B 0=2 0 2 0 3 2=3=2 0 2 3 0 3 0 0 2=3 3 0=3 3

93

G C C C



T 3 3 3 3 3 3 3 3 3 0 1 0 3 1 0 0 0

A 2=3 2=3 3=2 0 2=3 2=0 2 0 0 3 1 3 1 3 1 0 0

B 2=3 2=3 3=2 0 2=3 2=0 2 0 0 3 1 3 1 3 1 0 0

98

C B \flat

TAB 3 0 1 0 3 1 3 3 3 3 3 1 3 1 3 1 0 0 0 0 2 0 0 2 3 3

103

C C B \flat

TAB 0 0 0 0 0 2 0 2 0 3 1 0 0 0 0 0 2 0 2 0 3 3 3

108

C B \flat C

TAB 0 0 2 0 2 0 3 1 0 0 0 0 2 0 0 2 3 3 0 0 0 0

112

C

TAB 3 0 1 0 3 0 0 0 3 0 1 0 0 0 0 3 0 0 0 0 3 0 3 0

116

B \flat C

TAB 3 0 1 0 3 0 1 0 0 0 0 0 0 2 0 0 2 3 0 0

120

C B \flat

TAB 0 0 0 2 0 2 0 0 3 0 1 0 0 0 0 0 0 2 0 2 0 0 3 2 1 3

124

C B \flat C

TAB 0 0 0 2 0 2 0 0 3 0 1 0 0 0 0 0 0 2 0 0 2 3 2 1 0 0 0 0

128

p m p m p i

TAB 3 0 3 0 3 0 3 0 3 0 3 0 3 0 3 0 2 0 2 1 3

BAB 0 0 0 0 0 0 0 0 0 0 0 0 0 0 0 0 2 0 2 2

132

Musical notation for exercise 132, guitar TAB format. The notation is arranged in three staves labeled T, A, and B. The T staff contains fret numbers (3, 0, 3, 3, 0, 3, 2, 3, 2, 2, 1, 2). The A staff contains fret numbers (0, 0, 0, 0, 0, 0, 2, 2, 3, 2, 2, 0). The B staff contains fret numbers (0, 0, 0, 0, 0, 0, 2, 0, 2, 0, 2, 0). There are three groups of three notes beamed together in the T staff, corresponding to the fret numbers 0-3-0, 3-0-3, and 2-3-2.

136

Musical notation for exercise 136, guitar TAB format. The notation is arranged in three staves labeled T, A, and B. The T staff contains fret numbers (3, 0, 3, 3, 0, 3, 3, 1, 3, 3, 1, 3). The A staff contains fret numbers (0, 0, 0, 3, 0, 3, 3, 2, 2, 2, 1, 0). The B staff contains fret numbers (0, 0, 0, 3, 3, 3, 2, 2, 2, 1, 1, 1). There are four groups of three notes beamed together in the T staff, corresponding to the fret numbers 0-3-0, 3-0-3, 3-1-3, and 3-1-3.

140

Musical notation for exercise 140, guitar TAB format. The notation is arranged in three staves labeled T, A, and B. The T staff contains fret numbers (3, 0, 3, 2, 3, 2, 3, 2, 3, 2, 3, 2, 3, 8, 7, 6, 5). The A staff contains fret numbers (0, 0, 0, 2, 2, 3, 2, 1, 0, 1, 0, 5, 4, 3, 2). The B staff contains fret numbers (0, 0, 0, 2, 0, 2, 0, 0, 2, 0, 0, 2, 0, 5, 4, 3, 2). There are three groups of three notes beamed together in the T staff, corresponding to the fret numbers 0-3-0, 2-3-2, and 2-3-2. The exercise ends with a double bar line and a sequence of fret numbers 8-7-6-5 in the T staff and 5-4-3-2 in the A and B staves.

145

Musical notation for exercise 145, guitar TAB format. The notation is arranged in three staves labeled T, A, and B. The T staff contains fret numbers (3, 2, 3, 3, 1, 0, 3, 0, 2, 3, 0, 3, 5, 3, 6). The A staff contains fret numbers (0, 3, 0, 0, 0, 1, 4, 3, 0, 0, 0, 0, 4, 5, 0). The B staff contains fret numbers (0, 0, 0, 0, 0, 0, 2, 1, 0, 0, 0, 0, 0, 0, 0). There are three groups of three notes beamed together in the T staff, corresponding to the fret numbers 3-2-3, 3-1-0, and 3-0-2. The exercise ends with a double bar line and a sequence of fret numbers 6-0-0 in the T, A, and B staves, with a fermata symbol over the 6 in the T staff.